



Feifer Assessment of Reading™

Score Report

Generated by **PARiConnect**

Comprehensive Score Report

by Steven G. Feifer, DEd, Rebecca Gerhardstein Nader, PhD, and PAR Staff

Client Information

Client name: Sample Client
Client ID : LD
Test date : 05/12/2015
Date of birth : 11/10/2007
Age : 7:6
Grade/Education: 2nd
Gender : Female
Examiner : Dr Williams




This report is intended for use by qualified professionals only and is not to be shared with the examinee or any other unqualified persons.

PAR • 16204 N. Florida Ave. • Lutz, FL 33549 • 1.800.331.8378 • www.parinc.com

Copyright © 2015 by PAR. All rights reserved. May not be reproduced in whole or in part in any form or by any means without written permission of PAR.

Version: 2.0

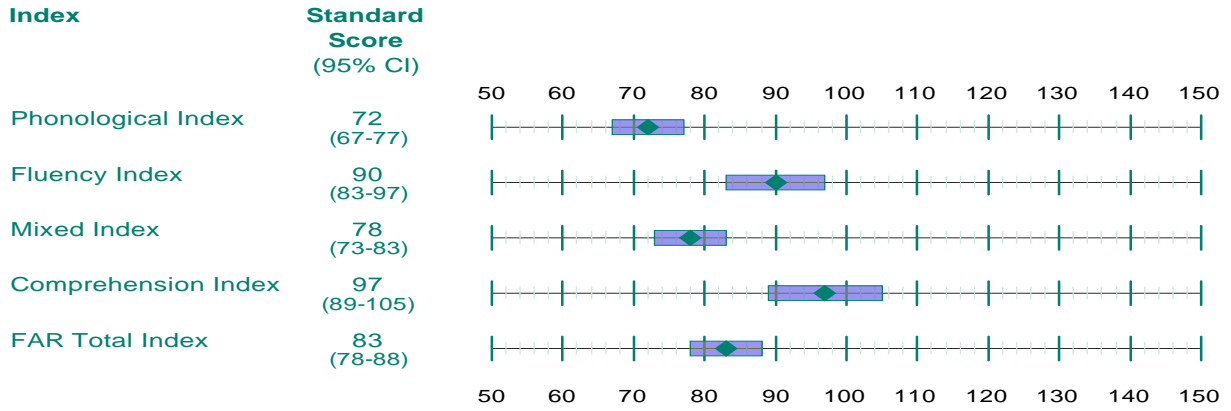
FAR Score Summary

Subtest	Raw Score	Standard score	Index standard score	Percentile rank	z score
Phonemic Awareness (PA)	43	70		2	-2.00
Nonsense Word Decoding (NWD)	0	75		5	-1.67
Isolated Word Reading Fluency (ISO)	12	70		2	-2.00
Oral Reading Fluency (ORF)	0.36	70		2	-2.00
Positioning Sounds (PS)	25	95		37	-0.33
 Phonological Index (PI)		380	72	3	
Rapid Automatic Naming (RAN)	68	100		50	0.00
Verbal Fluency (VF)	12	87		19	-0.87
Visual Perception (VP)	12	106		66	0.40
Irregular Word Reading Fluency (IRR)	13	95		37	-0.33
Orthographical Processing (OP)	4	76		5	-1.60
 Fluency Index (FI)		= 464	90	25	
PI + FI = Mixed Index (MI)		= 844	78	7	
Semantic Concepts (SC)	26	109		73	0.60
Word Recall (WR)	9	99		47	-0.07
Print Knowledge (PK)	n/a	---		---	---
Morphological Processing (MP)	7	100		50	0.00
Silent Reading Fluency: Comprehension (SRF-C)	4	83		13	-1.13
 Comprehension Index (CI)		= 391	97	42	
PI + FI + CI = FAR Total Index (TI)		= 1235	83	13	
Silent Reading Fluency: Rate (SRF-R) ^a	0.70	80		9	-1.33

Note. "----" indicates that the value could not be calculated due to missing data. "n/a" indicates the value could not be calculated because the examinee's grade falls outside the administration grade range for this subtest.

^aSRF-R standard score is not included in the calculation of the FAR Total Index (TI).

Index Score Profile



Subtest Score Profile



Interpretive Caveats

The test scores, descriptions of performance, and other interpretive information provided in this report are predicated on the following assumptions. First, it is assumed that the various subtests were administered and scored correctly, in adherence with the general and specific administration and scoring guidelines provided in Chapter 2 of the FAR Professional Manual (Feifer & Gerhardstein Nader, 2015). Second, it is assumed that the examinee was determined to be eligible for testing by the examiner according to the guidelines for testing eligibility provided in Chapter 2 of the FAR Professional Manual and that the examiner was appropriately qualified to administer and score the FAR.

This report is intended to be revealed to, transmitted to, and used by individuals (a) appropriately qualified and credentialed to interpret FAR results under the laws and regulations of their local jurisdiction and (b) adhering to the guidelines for use of the FAR as stated in Chapter 2 of the FAR Professional Manual.

Overview of This Report

Sample Client was administered the Feifer Assessment of Reading (FAR). The FAR is an individually administered measure of reading ability normed for examinees in prekindergarten through college. The FAR contains multiple individual tests of reading ability that are combined to form a Phonological Index (PI), a Fluency Index (FI), and a Comprehension Index (CI). The subtests that compose the PI assess phonological processing and decoding skills. The FI is composed of subtests that assess fluidity in recognizing words in print, as well as text orthography skills. The CI contains subtests designed to assess understanding of printed text, including language development and memory skills. A Mixed Index (MI), calculated by combining the PI and the FI, assesses for deficits in both phonological processing and orthographic processing skills. A FAR Total Index (TI), calculated by combining the PI, FI, and CI subtests, provides the most comprehensive and reliable assessment of overall reading ability. Each index score is expressed as a grade-corrected standard score scaled to a mean of 100 and a standard deviation of 15. A standard score of 85 or less is considered an absolute weakness; a standard score of 115 or more is considered an absolute strength. These scores are approximately normally distributed and can be converted to a variety of other metrics.

FAR Total Index (TI) Interpretation

Sample Client's FAR Total Index (TI) score was 83, which was in the below average range of functioning and in the 13 percentile compared to Sample Client's peers in the same grade.

Index Interpretations

PI interpretation

Sample Client's overall Phonological Index (PI) score was 72, which was in the moderately below average range of functioning and in the 3 percentile compared to her same-grade peers. This score suggests that her phonological processing skills were an absolute weakness.

FI interpretation

Sample Client's overall Fluency Index (FI) score was 90, which was in the average range of functioning and in the 25 percentile compared to her same-grade peers.

MI interpretation

Sample Client's overall Mixed Index (MI) score was 78, which was in the moderately below average range of functioning and in the 7 percentile compared to her same-grade peers. This score suggests that her mixed skills were an absolute weakness.

CI interpretation

Sample Client's overall Comprehension Index (CI) score was 97, which was in the average range of functioning and in the 42 percentile compared to her same-grade peers.

Index Discrepancies

FAR Total Index Standard Score: 83				
Index	Standard Score	Absolute Difference	Significance level	Base rate
Phonological Index (PI)	72	11	.01	≤15%
Fluency Index (FI)	90	7	.10	>15%
Mixed Index (MI)	78	5	.15	>15%
Comprehension Index (CI)	97	14	.01	≤15%

Phonological Index Standard Score: 72				
Index	Standard Score	Absolute Difference	Significance level	Base rate
Fluency Index (FI)	90	18	.01	≤15%
Mixed Index (MI)	78	6	.10	>15%
Comprehension Index (CI)	97	25	.01	≤10%
FAR Total Index (TI)	83	11	.01	≤15%

Fluency Index Standard Score: 90				
Index	Standard Score	Absolute Difference	Significance level	Base rate
Phonological Index (PI)	72	18	.01	≤15%
Mixed Index (MI)	78	12	.01	≤10%
Comprehension Index (CI)	97	7	<i>ns</i>	>15%
FAR Total Index (TI)	83	7	.10	>15%

Mixed Index Standard Score: 78				
Index	Standard Score	Absolute Difference	Significance level	Base rate
Phonological Index (PI)	72	6	.10	>15%
Fluency Index (FI)	90	12	.01	≤10%
Comprehension Index (CI)	97	19	.01	≤15%
FAR Total Index (TI)	83	5	.15	>15%

Comprehension Index				
Standard Score: 97				
Index	Standard Score	Absolute Difference	Significance level	Base rate
Phonological Index (PI)	72	25	.01	≤10%
Fluency Index (FI)	90	7	<i>ns</i>	>15%
Mixed Index (MI)	78	19	.01	≤15%
FAR Total Index (TI)	83	14	.01	≤15%

Note. "----" indicates that the value could not be calculated due to missing data. Discrepancies in bold are statistically significant.

Subtest Interpretations

Phonological Index (PI)

- PA** The Phonemic Awareness (PA) subtest is a series of four tasks arranged in a hierarchy of increasingly more sophisticated phonemic awareness and processing skills. Sample Client's PA score was 70, which was in the moderately below average range of functioning and in the 2 percentile compared to her peers in the same grade.
- NWD** The Nonsense Word Decoding (NWD) subtest requires the examinee to decode a series of individual nonsense words presented in order of increasing difficulty. Sample Client's NWD score was 75, which was in the moderately below average range of functioning and in the 5 percentile compared to her peers in the same grade.
- ISO** The Isolated Word Reading Fluency (ISO) subtest requires the examinee to read a list of words presented in order of increasing difficulty according to grade level in 60 seconds. Sample Client's ISO score was 70, which was in the moderately below average range of functioning and in the 2 percentile compared to her peers in the same grade.
- ORF** The Oral Reading Fluency (ORF) subtest requires the examinee to read a passage composed of the words from ISO in 60 seconds. Sample Client's ORF score was 70, which was in the moderately below average range of functioning and in the 2 percentile compared to her peers in the same grade.
- PS** The Positioning Sounds (PS) subtest is a phonemic localization task requiring the examinee to determine the missing sound(s) in an incomplete word printed under a picture. Sample Client's PS score was 95, which was in the average range of functioning and in the 37 percentile compared to her peers in the same grade.

Fluency Index (FI)

RAN

The Rapid Automatic Naming (RAN) subtest is a series of timed tasks requiring the examinee to name as many different objects or individual letters as possible in 30 seconds. Sample Client's RAN score was 100, which was in the average range of functioning and in the 50 percentile compared to her peers in the same grade.

VF

The Verbal Fluency (VF) subtest requires the examinee to rapidly name items from a particular category or items that start with a particular letter in 60 seconds. Scoring is done in 15-second intervals. Sample Client's VF score was 87, which was in the below average range of functioning and in the 19 percentile compared to her peers in the same grade.

VP

The Visual Perception (VP) subtest requires the examinee to identify letters printed backward from an array of letters or from an array of words in 30 seconds. Sample Client's VP score was 106, which was in the average range of functioning and in the 66 percentile compared to her peers in the same grade.

IRR

The Irregular Word Reading Fluency (IRR) subtest requires the examinee to read a list of phonologically irregular words presented in order of increasing difficulty within a 60-second time limit. Sample Client's IRR score was 95, which was in the average range of functioning and in the 37 percentile compared to her peers in the same grade.

OP

The Orthographical Processing (OP) subtest requires the examinee to recall the letter or group of letters that are in a target word after being presented with the word for 1 second. Sample Client's OP score was 76, which was in the moderately below average range of functioning and in the 5 percentile compared to her peers in the same grade.

Comprehension Index (CI)

SC

The Semantic Concepts (SC) subtest is a multiple-choice test requiring the examinee to select the word that is either similar in meaning (synonym) or opposite in meaning (antonym) to a target word. Sample Client's SC score was 109, which was in the average range of functioning and in the 73 percentile compared to her peers in the same grade.

WR

The Word Recall (WR) subtest requires the examinee to repeat a list of words that are presented at a rate of one word per second. A second trial requires the examinee to recall only selected words from the list. Sample Client's WR score was 99, which was in the average range of functioning and in the 47 percentile compared to her peers in the same grade.

PK

The Print Knowledge (PK) subtest requires the examinee to answer a series of preliteracy questions about a storybook. Sample Client's PK score could not be calculated due to missing data.

MP

The Morphological Processing (MP) subtest is a multiple-choice test requiring the examinee to choose the morpheme that best completes an incomplete target word. Sample Client's MP score was 100, which was in the average range of functioning and in the 50 percentile compared to her peers in the same grade.

SRF

The Silent Reading Fluency (SRF) subtest requires the examinee to silently read a passage and answer a series of literal and inferential questions about the story (SRF-C). Reading rate is also recorded (SRF-R). The examinee is not allowed to reread the passage when asked the questions. Sample Client's SRF-C score was 83, which was in the below average range of functioning and in the 13 percentile compared to her peers in the same grade. Sample Client's SRF-R score was 80, which was in the below average range of functioning and in the 9 percentile compared to her peers in the same grade.

Subtest Discrepancy Matrix

	PA																
PA		NWD															
NWD	ns		ISO														
ISO	ns	ns		ORF													
ORF	ns	ns	ns		PS												
PS	.01	.01	.01	.01		RAN											
RAN	.01	.01	.01	.01	ns		VF										
VF	.05	.15	.05	.05	ns	.15		VP									
VP	.01	.01	.01	.01	.10	ns	.05		IRR								
IRR	.01	.01	.01	.01	ns	ns	ns	.10		OP							
OP	.10	ns	ns	ns	.01	.01	.15	.01	.01		SC						
SC	.01	.01	.01	.01	.01	.15	.01	ns	.01	.01		WR					
WR	.01	.01	.01	.01	ns	ns	ns	ns	ns	.01	ns		PK				
PK	---	---	---	---	---	---	---	---	---	---	---	---		MP			
MP	.01	.01	.01	.01	.15	ns	.10	ns	.15	.01	.01	ns	---				
SRF-C	.10	ns	.10	.01	.10	.05	ns	.05	.10	ns	.01	.15	---	.05			

Note: "—" indicates that the value could not be calculated due to missing data. "n/a" indicates the value could not be calculated because the examinee's grade falls outside the administration grade range for this subtest.

Subtest Discrepancies

Phonemic Awareness (PA)				
Standard Score: 70				
Subtest	Standard Score	Absolute Difference	Significance level	Base rate
Nonsense Word Decoding (NWD)	75	5	<i>ns</i>	>15%
Isolated Word Reading Fluency (ISO)	70	0	<i>ns</i>	>15%
Oral Reading Fluency (ORF)	70	0	<i>ns</i>	>15%
Positioning Sounds (PS)	95	25	.01	≤15%
Rapid Automatic Naming (RAN)	100	30	.01	≤15%
Verbal Fluency (VF)	87	17	.05	>15%
Visual Perception (VP)	106	36	.01	≤15%
Irregular Word Reading Fluency (IRR)	95	25	.01	≤10%
Orthographical Processing (OP)	76	6	.10	>15%
Semantic Concepts (SC)	109	39	.01	≤5%
Word Recall (WR)	99	29	.01	>15%
Print Knowledge (PK)	---	---	---	---
Morphological Processing (MP)	100	30	.01	≤10%
Silent Reading Fluency: Comprehension (SRF-C)	83	13	.10	>15%

Nonsense Word Decoding (NWD)				
Standard Score: 75				
Subtest	Standard Score	Absolute Difference	Significance level	Base rate
Phonemic Awareness (PA)	70	5	<i>ns</i>	>15%
Isolated Word Reading Fluency (ISO)	70	5	<i>ns</i>	>15%
Oral Reading Fluency (ORF)	70	5	<i>ns</i>	>15%
Positioning Sounds (PS)	95	20	.01	>15%
Rapid Automatic Naming (RAN)	100	25	.01	>15%
Verbal Fluency (VF)	87	12	.15	>15%
Visual Perception (VP)	106	31	.01	≤15%
Irregular Word Reading Fluency (IRR)	95	20	.01	≤15%
Orthographical Processing (OP)	76	1	<i>ns</i>	>15%
Semantic Concepts (SC)	109	34	.01	≤10%
Word Recall (WR)	99	24	.01	>15%
Print Knowledge (PK)	---	---	---	---
Morphological Processing (MP)	100	25	.01	≤15%
Silent Reading Fluency: Comprehension (SRF-C)	83	8	<i>ns</i>	>15%

Isolated Word Reading Fluency (ISO)				
Standard Score: 70				
Subtest	Standard Score	Absolute Difference	Significance level	Base rate
Phonemic Awareness (PA)	70	0	<i>ns</i>	>15%
Nonsense Word Decoding (NWD)	75	5	<i>ns</i>	>15%
Oral Reading Fluency (ORF)	70	0	<i>ns</i>	>15%
Positioning Sounds (PS)	95	25	.01	>15%
Rapid Automatic Naming (RAN)	100	30	.01	≤15%
Verbal Fluency (VF)	87	17	.05	>15%
Visual Perception (VP)	106	36	.01	≤15%
Irregular Word Reading Fluency (IRR)	95	25	.01	≤5%
Orthographical Processing (OP)	76	6	<i>ns</i>	>15%
Semantic Concepts (SC)	109	39	.01	≤5%
Word Recall (WR)	99	29	.01	>15%
Print Knowledge (PK)	---	---	---	---
Morphological Processing (MP)	100	30	.01	≤10%
Silent Reading Fluency: Comprehension (SRF-C)	83	13	.10	>15%

Oral Reading Fluency (ORF)				
Standard Score: 70				
Subtest	Standard Score	Absolute Difference	Significance level	Base rate
Phonemic Awareness (PA)	70	0	<i>ns</i>	>15%
Nonsense Word Decoding (NWD)	75	5	<i>ns</i>	>15%
Isolated Word Reading Fluency (ISO)	70	0	<i>ns</i>	>15%
Positioning Sounds (PS)	95	25	.01	>15%
Rapid Automatic Naming (RAN)	100	30	.01	≤10%
Verbal Fluency (VF)	87	17	.05	>15%
Visual Perception (VP)	106	36	.01	≤10%
Irregular Word Reading Fluency (IRR)	95	25	.01	≤10%
Orthographical Processing (OP)	76	6	<i>ns</i>	>15%
Semantic Concepts (SC)	109	39	.01	≤5%
Word Recall (WR)	99	29	.01	>15%
Print Knowledge (PK)	---	---	---	---
Morphological Processing (MP)	100	30	.01	≤10%
Silent Reading Fluency: Comprehension (SRF-C)	83	13	.01	≤1%

Positioning Sound (PS)				
Standard Score: 95				
Subtest	Standard Score	Absolute Difference	Significance level	Base rate
Phonemic Awareness (PA)	70	25	.01	≤15%
Nonsense Word Decoding (NWD)	75	20	.01	>15%
Isolated Word Reading Fluency (ISO)	70	25	.01	>15%
Oral Reading Fluency (ORF)	70	25	.01	>15%
Rapid Automatic Naming (RAN)	100	5	<i>ns</i>	>15%
Verbal Fluency (VF)	87	8	<i>ns</i>	>15%
Visual Perception (VP)	106	11	.10	>15%
Irregular Word Reading Fluency (IRR)	95	0	<i>ns</i>	>15%
Orthographical Processing (OP)	76	19	.01	>15%
Semantic Concepts (SC)	109	14	.01	>15%
Word Recall (WR)	99	4	<i>ns</i>	>15%
Print Knowledge (PK)	---	---	---	---
Morphological Processing (MP)	100	5	.15	>15%
Silent Reading Fluency: Comprehension (SRF-C)	83	12	.10	>15%

Rapid Automatic Naming (RAN)				
Standard Score: 100				
Subtest	Standard Score	Absolute Difference	Significance level	Base rate
Phonemic Awareness (PA)	70	30	.01	≤15%
Nonsense Word Decoding (NWD)	75	25	.01	>15%
Isolated Word Reading Fluency (ISO)	70	30	.01	≤15%
Oral Reading Fluency (ORF)	70	30	.01	≤10%
Positioning Sounds (PS)	95	5	<i>ns</i>	>15%
Verbal Fluency (VF)	87	13	.15	>15%
Visual Perception (VP)	106	6	<i>ns</i>	>15%
Irregular Word Reading Fluency (IRR)	95	5	<i>ns</i>	>15%
Orthographical Processing (OP)	76	24	.01	>15%
Semantic Concepts (SC)	109	9	.15	>15%
Word Recall (WR)	99	1	<i>ns</i>	>15%
Print Knowledge (PK)	---	---	---	---
Morphological Processing (MP)	100	0	<i>ns</i>	>15%
Silent Reading Fluency: Comprehension (SRF-C)	83	17	.05	>15%

Verbal Fluency (VF)				
Standard Score: 87				
Subtest	Standard Score	Absolute Difference	Significance level	Base rate
Phonemic Awareness (PA)	70	17	.05	>15%
Nonsense Word Decoding (NWD)	75	12	.15	>15%
Isolated Word Reading Fluency (ISO)	70	17	.05	>15%
Oral Reading Fluency (ORF)	70	17	.05	>15%
Positioning Sounds (PS)	95	8	<i>ns</i>	>15%
Rapid Automatic Naming (RAN)	100	13	.15	>15%
Visual Perception (VP)	106	19	.05	>15%
Irregular Word Reading Fluency (IRR)	95	8	<i>ns</i>	>15%
Orthographical Processing (OP)	76	11	.15	>15%
Semantic Concepts (SC)	109	22	.01	>15%
Word Recall (WR)	99	12	<i>ns</i>	>15%
Print Knowledge (PK)	---	---	---	---
Morphological Processing (MP)	100	13	.10	>15%
Silent Reading Fluency: Comprehension (SRF-C)	83	4	<i>ns</i>	>15%

Visual Perception (VP)				
Standard Score: 106				
Subtest	Standard Score	Absolute Difference	Significance level	Base rate
Phonemic Awareness (PA)	70	36	.01	≤15%
Nonsense Word Decoding (NWD)	75	31	.01	≤15%
Isolated Word Reading Fluency (ISO)	70	36	.01	≤15%
Oral Reading Fluency (ORF)	70	36	.01	≤10%
Positioning Sounds (PS)	95	11	.10	>15%
Rapid Automatic Naming (RAN)	100	6	<i>ns</i>	>15%
Verbal Fluency (VF)	87	19	.05	>15%
Irregular Word Reading Fluency (IRR)	95	11	.10	>15%
Orthographical Processing (OP)	76	30	.01	≤15%
Semantic Concepts (SC)	109	3	<i>ns</i>	>15%
Word Recall (WR)	99	7	<i>ns</i>	>15%
Print Knowledge (PK)	---	---	---	---
Morphological Processing (MP)	100	6	<i>ns</i>	>15%
Silent Reading Fluency: Comprehension (SRF-C)	83	23	.05	>15%

Irregular Word Reading Fluency (IRR)				
Standard Score: 95				
Subtest	Standard Score	Absolute Difference	Significance level	Base rate
Phonemic Awareness (PA)	70	25	.01	≤10%
Nonsense Word Decoding (NWD)	75	20	.01	≤15%
Isolated Word Reading Fluency (ISO)	70	25	.01	≤5%
Oral Reading Fluency (ORF)	70	25	.01	≤10%
Positioning Sounds (PS)	95	0	<i>ns</i>	>15%
Rapid Automatic Naming (RAN)	100	5	<i>ns</i>	>15%
Verbal Fluency (VF)	87	8	<i>ns</i>	>15%
Visual Perception (VP)	106	11	.10	>15%
Orthographical Processing (OP)	76	19	.01	>15%
Semantic Concepts (SC)	109	14	.01	>15%
Word Recall (WR)	99	4	<i>ns</i>	>15%
Print Knowledge (PK)	---	---	---	---
Morphological Processing (MP)	100	5	.15	>15%
Silent Reading Fluency: Comprehension (SRF-C)	83	12	.10	>15%

Orthographical Processing (OP)				
Standard Score: 76				
Subtest	Standard Score	Absolute Difference	Significance level	Base rate
Phonemic Awareness (PA)	70	6	.10	>15%
Nonsense Word Decoding (NWD)	75	1	<i>ns</i>	>15%
Isolated Word Reading Fluency (ISO)	70	6	<i>ns</i>	>15%
Oral Reading Fluency (ORF)	70	6	<i>ns</i>	>15%
Positioning Sounds (PS)	95	19	.01	>15%
Rapid Automatic Naming (RAN)	100	24	.01	>15%
Verbal Fluency (VF)	87	11	.15	>15%
Visual Perception (VP)	106	30	.01	≤15%
Irregular Word Reading Fluency (IRR)	95	19	.01	>15%
Semantic Concepts (SC)	76	33	.01	≤10%
Word Recall (WR)	99	23	.01	>15%
Print Knowledge (PK)	---	---	---	---
Morphological Processing (MP)	100	24	.01	>15%
Silent Reading Fluency: Comprehension (SRF-C)	83	7	<i>ns</i>	>15%

Semantic Concepts (SC)				
Standard Score: 109				
Subtest	Standard Score	Absolute Difference	Significance level	Base rate
Phonemic Awareness (PA)	70	39	.01	≤5%
Nonsense Word Decoding (NWD)	75	34	.01	≤10%
Isolated Word Reading Fluency (ISO)	70	39	.01	≤5%
Oral Reading Fluency (ORF)	70	39	.01	≤5%
Positioning Sounds (PS)	95	14	.01	>15%
Rapid Automatic Naming (RAN)	100	9	.15	>15%
Verbal Fluency (VF)	87	22	.01	>15%
Visual Perception (VP)	106	3	<i>ns</i>	>15%
Irregular Word Reading Fluency (IRR)	95	14	.01	>15%
Orthographical Processing (OP)	76	33	.01	≤10%
Word Recall (WR)	99	10	<i>ns</i>	>15%
Print Knowledge (PK)	---	---	---	---
Morphological Processing (MP)	100	9	.01	>15%
Silent Reading Fluency: Comprehension (SRF-C)	83	26	.01	≤10%

Word Recall (WR)				
Standard Score: 99				
Subtest	Standard Score	Absolute Difference	Significance level	Base rate
Phonemic Awareness (PA)	70	29	.01	>15%
Nonsense Word Decoding (NWD)	75	24	.01	>15%
Isolated Word Reading Fluency (ISO)	70	29	.01	>15%
Oral Reading Fluency (ORF)	70	29	.01	>15%
Positioning Sounds (PS)	95	4	<i>ns</i>	>15%
Rapid Automatic Naming (RAN)	100	1	<i>ns</i>	>15%
Verbal Fluency (VF)	87	12	<i>ns</i>	>15%
Visual Perception (VP)	106	7	<i>ns</i>	>15%
Irregular Word Reading Fluency (IRR)	95	4	<i>ns</i>	>15%
Orthographical Processing (OP)	76	23	.01	>15%
Semantic Concepts (SC)	109	10	<i>ns</i>	>15%
Print Knowledge (PK)	---	---	---	---
Morphological Processing (MP)	100	1	<i>ns</i>	>15%
Silent Reading Fluency: Comprehension (SRF-C)	83	16	.15	>15%

Print Knowledge (PK)				
Standard Score: ---				
Subtest	Standard Score	Absolute Difference	Significance level	Base rate
Phonemic Awareness (PA)	70	---	---	---
Nonsense Word Decoding (NWD)	75	---	---	---
Isolated Word Reading Fluency (ISO)	70	---	---	---
Oral Reading Fluency (ORF)	70	---	---	---
Positioning Sounds (PS)	95	---	---	---
Rapid Automatic Naming (RAN)	100	---	---	---
Verbal Fluency (VF)	87	---	---	---
Visual Perception (VP)	106	---	---	---
Irregular Word Reading Fluency (IRR)	95	---	---	---
Orthographical Processing (OP)	76	---	---	---
Semantic Concepts (SC)	109	---	---	---
Word Recall (WR)	99	---	---	---
Morphological Processing (MP)	100	---	---	---
Silent Reading Fluency: Comprehension (SRF-C)	83	---	---	---

Morphological Processing (MP)				
Standard Score: 100				
Subtest	Standard Score	Absolute Difference	Significance level	Base rate
Phonemic Awareness (PA)	70	30	.01	≤10%
Nonsense Word Decoding (NWD)	75	25	.01	≤15%
Isolated Word Reading Fluency (ISO)	70	30	.01	≤10%
Oral Reading Fluency (ORF)	70	30	.01	≤10%
Positioning Sounds (PS)	95	5	.15	>15%
Rapid Automatic Naming (RAN)	100	0	<i>ns</i>	>15%
Verbal Fluency (VF)	87	13	.10	>15%
Visual Perception (VP)	106	6	<i>ns</i>	>15%
Irregular Word Reading Fluency (IRR)	95	5	.15	>15%
Orthographical Processing (OP)	76	24	.01	>15%
Semantic Concepts (SC)	109	9	.01	>15%
Word Recall (WR)	99	1	<i>ns</i>	>15%
Print Knowledge (PK)	---	---	---	---
Silent Reading Fluency: Comprehension (SRF-C)	83	17	.05	>15%

Silent Reading Fluency: Comprehension (SRF-C)

Standard Score: 83

Subtest	Standard Score	Absolute Difference	Significance level	Base rate
Phonemic Awareness (PA)	70	13	.10	>15%
Nonsense Word Decoding (NWD)	75	8	<i>ns</i>	>15%
Isolated Word Reading Fluency (ISO)	70	13	.10	>15%
Oral Reading Fluency (ORF)	70	13	.01	≤1%
Positioning Sounds (PS)	95	12	.10	>15%
Rapid Automatic Naming (RAN)	100	17	.05	>15%
Verbal Fluency (VF)	87	4	<i>ns</i>	>15%
Visual Perception (VP)	106	23	.05	>15%
Irregular Word Reading Fluency (IRR)	95	12	.10	>15%
Orthographical Processing (OP)	76	7	<i>ns</i>	>15%
Semantic Concepts (SC)	109	26	.01	≤10%
Word Recall (WR)	99	16	.15	>15%
Print Knowledge (PK)	---	---	---	---
Morphological Processing (MP)	100	17	.05	>15%

*** End of Report ***